

# HOW TO ACCESS MY DOCUMENTS

## ACE Website

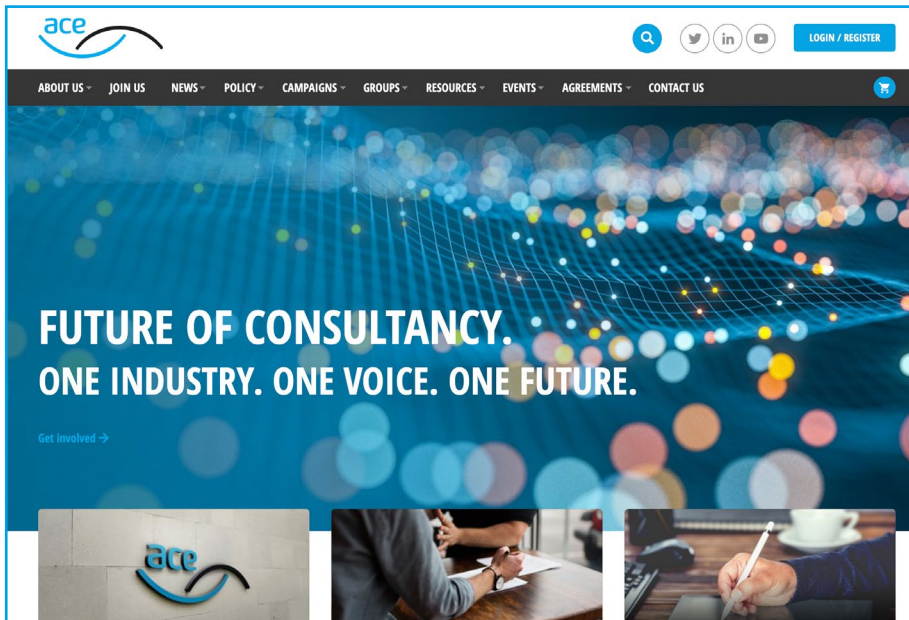
---

[www.acenet.co.uk](http://www.acenet.co.uk)

## HOW DO I ACCESS MY PURCHASED DOCUMENTS?

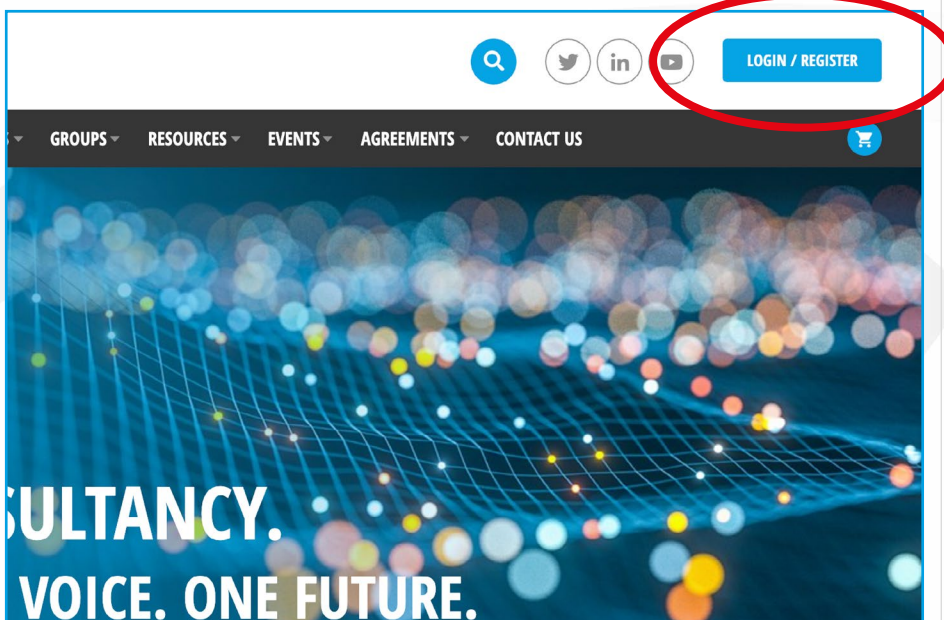
Once you have purchased a document from the ACE website, please follow the steps below to access it:

- 1 Log in to the [ACE website here](#).

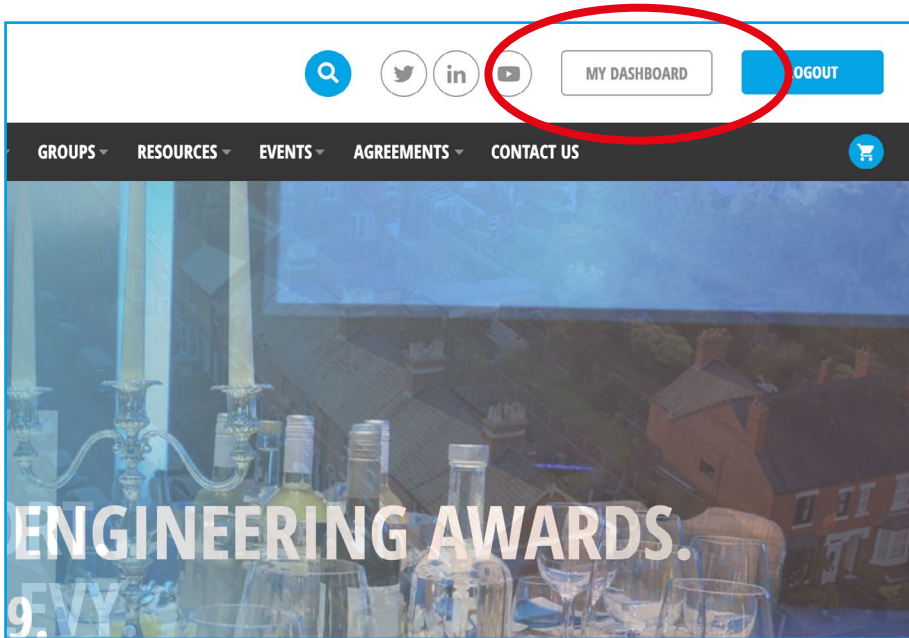


If you have any problems with the documents, please email [consult@acenet.co.uk](mailto:consult@acenet.co.uk) or call 020 7222 6557

- 2 Log in with your account details in the top right corner.

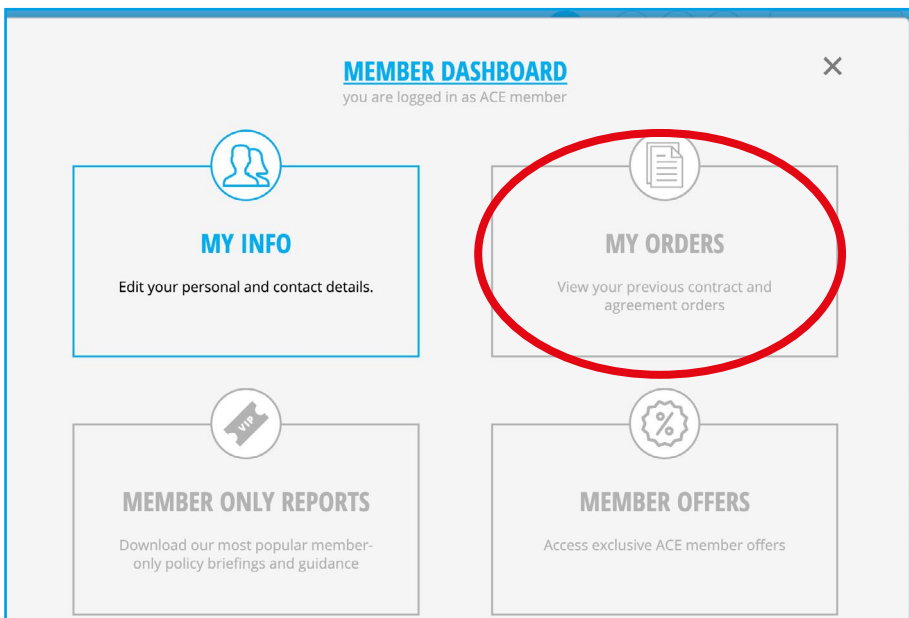


3 After you have logged in Click on “My Dashboard” in the top right corner.



If you have any problems with the documents, please email [consult@acenet.co.uk](mailto:consult@acenet.co.uk) or call 020 7222 6557

4 Go to “My Orders”, if asked to log back in, please do so.



5 Please click on the edit button (✎) in order to fill them in and then export them as a PDF or print them.

**Association for Consultancy and Engineering**  
Alliance House, 12 Caxton Street  
London, SW1H 0QL  
**T: 020 7222 6557**  
consult@acenet.co.uk  
**www.acenet.co.uk**



consultancy engineering business environment